

# Cable terminations

## Bootlace ferrules

### Insulated Bootlace Ferrules

**Material:** Electrolytic Copper

**Insulation:** Polypropylene (PP)

RoHS compliant

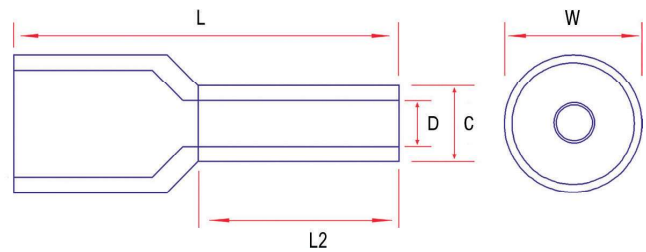
Resistance to external agents - good resistance to bases and weak acids.  
Limited resistance to strong oxidising acids, oil and mineral oils. Not resistant to chlorinated solvents.



#### POLYPROPYLENE

**Working Temp:** -40°C to +105°C

**Voltage:** Max 300V



French – T-Range		German – K-Range		Dimensions in mm					
Part No.	Colour	Part No.	Colour	mm <sup>2</sup>	L	C	D	L2	W
0.25-8IBLF/T	Violet	N/A	N/A	0.25	12.4	1.0	0.7	8.0	2.5
0.3-6IBLF/T	Pink	0.3-6IBLF/K	Turquoise	0.30	10.4	1.1	0.8	6.0	2.5
0.50-8IBLF/T	White	0.50-8IBLF/K	Orange	0.50	14.0	1.3	1.0	8.0	2.6
0.75-8IBLF/T	Blue	0.75-8IBLF/K	White	0.75	14.3	1.5	1.2	8.0	2.8
1.0-8IBLF/T	Red	1.0-8IBLF/K	Yellow	1.0	14.3	1.7	1.4	8.0	3.0
1.5-8IBLF/T	Black	1.5-8IBLF/K	Red	1.5	14.3	2.0	1.7	8.0	3.5
2.5-8IBLF/T	Grey	2.5-8IBLF/K	Blue	2.5	15.4	2.6	2.3	8.0	4.0
2.5-18IBLF/T	Grey	2.5-18IBLF/K	Blue	2.5	25.4	2.6	2.3	18.0	4.0
4.0-9IBLF/T	Orange	4.0-9IBLF/K	Grey	4.0	16.4	3.2	2.8	9.0	4.5
4.0-18IBLF/T	Orange	4.0-18IBLF/K	Grey	4.0	25.4	3.2	2.8	18.0	4.5
6.0-12IBLF/T	Green	6.0-12IBLF/K	Black	6.0	20.5	3.9	3.5	12.0	6.0
6.0-18IBLF/T	Green	6.0-18IBLF/K	Black	6.0	26.5	3.9	3.5	18.0	6.0
10-12IBLF/T	Brown	10-12IBLF/K	Ivory	10	20.8	4.9	4.5	12.0	7.5
10-18IBLF/T	Brown	10-18IBLF/K	Ivory	10	26.8	4.9	4.5	18.0	7.5
16-12IBLF/T	Ivory	16-12IBLF/K	Green	16	22.0	6.2	5.8	12.0	8.7
16-18IBLF/T	Ivory	16-18IBLF/K	Green	16	28.0	6.2	5.8	18.0	8.7
25-16IBLF/T	Black	25-16IBLF/K	Brown	25	28.0	7.9	7.5	16.0	11.0
35-25IBLF/T	Red	35-25IBLF/K	Beige	35	39.0	8.7	8.3	25.0	12.5
50-20IBLF/T	Blue	50-20IBLF/K	Olive	50	36.0	10.9	10.3	20.0	15.0
70-20IBLF/T	Yellow	70-20IBLF/K	Yellow	70	37.0	14.3	13.5	20.0	16.0
95-25IBLF/T	Red	95-25IBLF/K	Red	95	44.0	15.6	14.8	25.0	18.5

Pack Quantity: 100, except 70 & 95 – Pack Quantity: 50

Larger sizes available on request (subject to M.O.Q).

See pages 168 and 169 for recommended tooling.

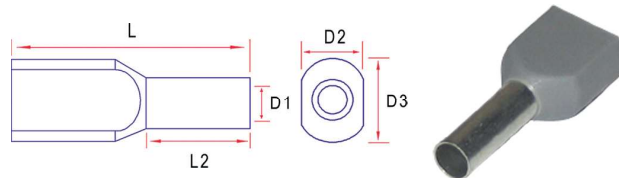


# Cable terminations

## Bootlace ferrules

### Insulated Bootlace Ferrules – Twin Entry

Voltage: Max 300V



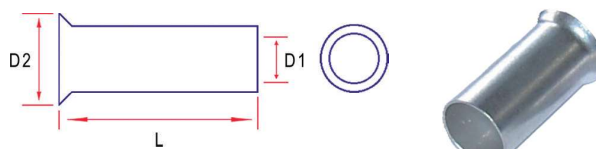
Part No.	Colour	mm <sup>2</sup>	Dimensions in mm				
			L	D1	D2	D3	L2
0.50-8IBLF/2	White	0.50	14.5	1.50	3.68	5.50	8.0
0.75-8IBLF/2	Grey	0.75	14.7	1.80	3.74	5.50	8.0
1.0-8IBLF/2	Red	1.00	15.0	2.05	4.13	5.50	8.0
1.5-8IBLF/2	Black	1.50	15.5	2.30	4.65	6.40	8.0
2.5-8IBLF/2	Blue	2.50	19.5	2.80	5.14	8.72	8.0
4.0-9IBLF/2	Grey	4.00	20.2	3.80	6.33	9.60	9.0
6.0-14IBLF/2	Yellow	6.00	26.0	4.90	7.87	9.50	14.0
10-14IBLF/2	Red	10.00	26.6	6.50	8.50	12.60	14.0
16-14IBLF/2	Blue	16.00	31.3	8.30	12.49	19.00	14.0

Pack Quantity: 100

Larger sizes available on request (subject to M.O.Q).

### Uninsulated Bootlace Ferrules

Voltage: Max 300V



Part No.	mm <sup>2</sup>	Dimensions in mm		
		D1	D2	L2
0.50-10UBLF	0.50	1.0	1.7	10.0
0.75-8UBLF	0.75	1.2	1.9	8.0
1.0-8UBLF	1.00	1.4	2.2	8.0
1.0-10UBLF	1.00	1.4	2.2	10.0
1.5-8UBLF	1.50	1.7	2.5	8.0
1.5-10UBLF	1.50	1.7	2.5	10.0
2.5-8UBLF	2.50	2.3	3.3	8.0
2.5-10UBLF	2.50	2.3	3.3	10.0
4-9UBLF	4.00	2.8	3.9	9.0
6-15UBLF	6.00	3.5	4.7	15.0
10-15UBLF	10.0	4.5	5.8	15.0
16-15UBLF	16.0	5.8	7.2	15.0
25-18UBLF	25.0	7.5	9.1	18.0
35-18UBLF	35.0	8.7	10.2	18.0
50-25UBLF	50.0	10.3	12.7	25.0

Pack Quantity: 100

See pages 168 and 169 for recommended tooling.